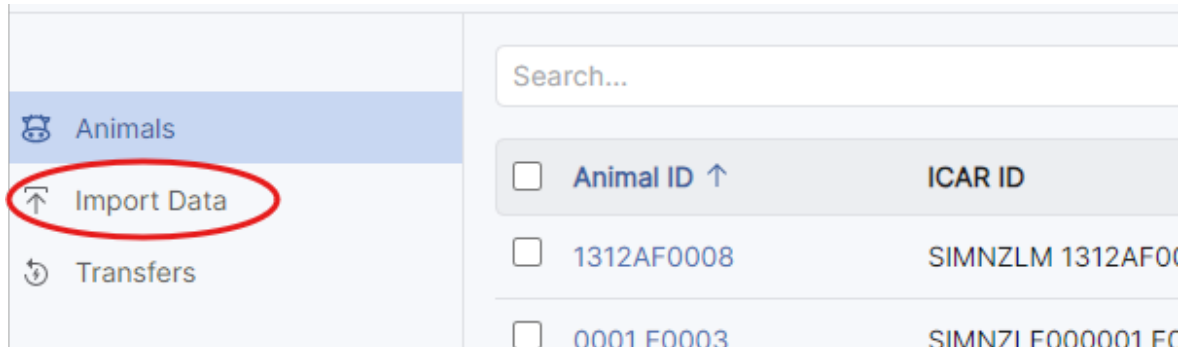
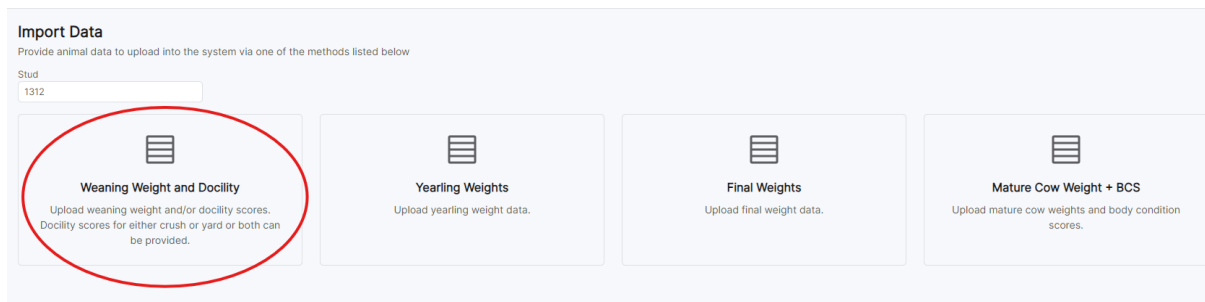


## How To Submit Weights in Helical

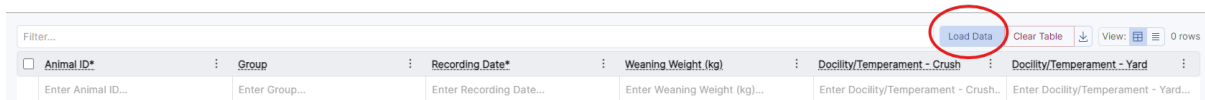
Login, and click on **“Import Data”**.



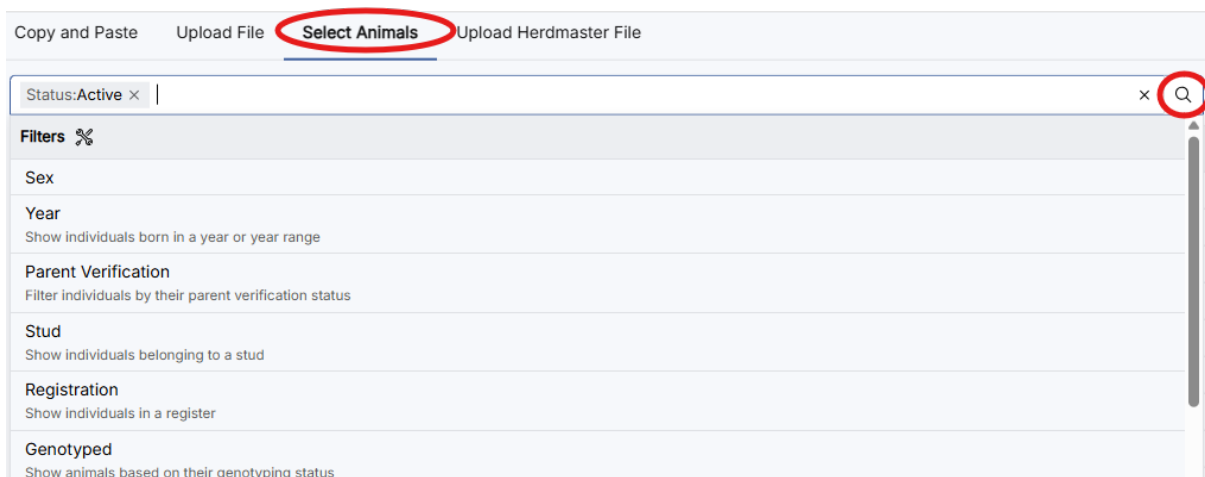
Then select the Weights Template you want.



Next Click **“Load Data”**. From here you can enter the data manually or..



Click **“Select Animals”** to select animals you wish to enter data for. You can use the filter to narrow your Selection of animals ie. Calving year. Ensure you click **the search icon** once you have selected your parameters for filtering.



If you wish to select all animals you have filtered, tick the box next to **“Animal ID”**, before clicking **“Add Selection”**. Alternatively, just select the animals you need to submit data for by ticking the boxes next to their Animal IDs and clicking **“Add Selection”**.

Upload File Copy and Paste **Select Animals** X

Search... 1312 Any Sex Filter 5 columns

<input type="checkbox"/> Animal ID	Sire Animal ID	Dam Animal ID	DOB	Sex
<input type="checkbox"/> 1312233001	1667180948	1312190904	2023-08-20	♂ bull
<input type="checkbox"/> 1312233002	1667180948	1312AE0612	2023-08-27	♂ bull
<input type="checkbox"/> 1312233003	AUIMU1Q274	1312211104	2023-08-28	♂ bull
<input type="checkbox"/> 1312233004	AUIMU1Q274	1312211136	2023-08-28	♂ bull
<input type="checkbox"/> 1312233005	AUIMU1Q274	1312AA0225	2023-08-28	♂ bull
<input type="checkbox"/> 1312233006	AUIMU1Q274	1312AC0401	2023-08-28	♂ bull
<input type="checkbox"/> 1312233007	1667180948	1312AF0701	2023-08-31	♂ bull
<input type="checkbox"/> 1312233008	AUIMU1Q274	1312190903	2023-09-01	♂ bull
<input type="checkbox"/> 1312233009	1667190410	1312211122	2023-09-08	♂ bull
<input type="checkbox"/> 1312233010	CA1142666	1312AD0509	2023-09-08	♂ bull

1 - 10 of 83 < >

**Add Selection (0) +**

Once you have filled out the template with your weights, recording date, group and any docility scores, click **‘Next’**.

**Weaning Weight and Docility**  
Upload weaning weight and/or docility scores. Docility scores for either crush or yard or both can be provided.

Filter... Load Data Clear Table View: E

<input type="checkbox"/> Animal ID*	Weaning Weight*	Recording Date*	Group	Crush Docility	Yard Docility
<input type="checkbox"/> 1312244001	276	2025-03-23			
Enter Animal ID...	Enter Weaning Weight...	Enter Recording Date...	Enter Group...	Enter Crush Docility...	Enter Yard Docility...

**Next** Save and Exit

Click the green ‘creating’ button next to traits to review your weights. Then click **‘Submit’**. This will submit your weaning weights and docility scores to registry for approval.

**Animals** unchanged 1

**Traits** creating 1

Status: Create X

Action	ID	ID	Trait	Value	Timestamp	Recording Stud	Tags
<span style="color: green;">create</span>	Weight (1312244001)	838325	Weight	276	2025-03-23	1312	Weaning Weight

**Submit** Save and Exit

Alternatively you can contact Registry for a Pre-built Excel Sheet.